

1601000-1 ✓ ACTIVE

SIAMEZE


TE Internal #: 1601000-1

Magnet Wire Terminals, Wire-to-Wire, Lead Wire Size 22 – 18 AWG,
Lead Wire Size .3 – .8 mm², 34 – 18 AWG Magnet Wire, SIAMEZE

[View on TE.com >](#)



Terminals & Splices > Magnet Wire Terminals



Magnet Wire Terminal Type: **Wire-to-Wire**

Lead Wire Size: **22 – 18 AWG**

Magnet Wire Size: **.16 – 1.02 mm**

Features

Product Type Features

Compatible With Discrete Wire Type	Magnet Wire, Solid
------------------------------------	--------------------

Contact Features

Magnet Wire Terminal Type	Wire-to-Wire
---------------------------	--------------

Terminal Plating Material	Unplated
---------------------------	----------

Terminal Orientation	Straight
----------------------	----------

Mechanical Attachment

Wire Insulation Support	With
-------------------------	------

Dimensions

Terminal Height	3.18 mm[.125 in]
-----------------	------------------

Lead Wire Size	22 – 18 AWG
----------------	-------------

Magnet Wire Size	.16 – 1.02 mm
------------------	---------------

Stock Thickness (Magnet Wire Side)	.64 mm[.025 in]
------------------------------------	-----------------

Overall Product Length	6.84 mm[.269 in]
------------------------	------------------

Usage Conditions

Insulation Option	Uninsulated
-------------------	-------------



Operation/Application

Compatible With Wire Base Material	Copper
------------------------------------	--------

Packaging Features

Packaging Quantity	50000
Packaging Method	Reel

Other

Comment	Lead wire may be stranded, solid or bonded with 105° C PVC insulation. Contact TE when using lead wires with other types of insulation., Magnet wire 30 AWG or smaller also requires a wrap post per P/N 1601447, Recommended Pocket P/N 1601421, Recommended Pocket P/N 1601462, Recommended Pocket P/N 1601463
---------	--

Product Compliance

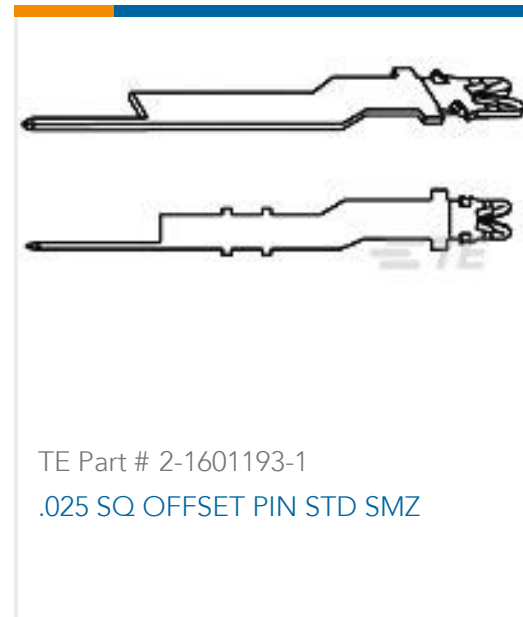
[For compliance documentation, visit the product page on TE.com>](#)

EU RoHS Directive 2011/65/EU	Compliant
EU ELV Directive 2000/53/EC	Compliant
China RoHS 2 Directive MIIT Order No 32, 2016	No Restricted Materials Above Threshold
EU REACH Regulation (EC) No. 1907/2006	Current ECHA Candidate List: JUNE 2022 (224) Candidate List Declared Against: JUNE 2022 (224) Does not contain REACH SVHC
Halogen Content	Low Halogen - Br, Cl, F, I < 900 ppm per homogenous material. Also BFR/CFR/PVC Free
Solder Process Capability	Not applicable for solder process capability

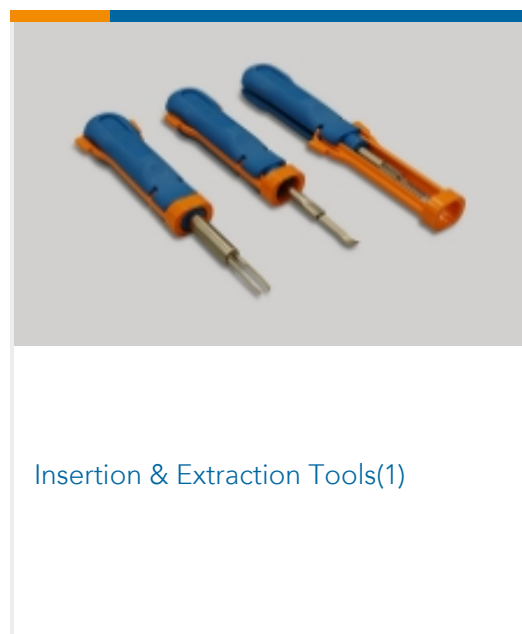
Product Compliance Disclaimer

This information is provided based on reasonable inquiry of our suppliers and represents our current actual knowledge based on the information they provided. This information is subject to change. The part numbers that TE has identified as EU RoHS compliant have a maximum concentration of 0.1% by weight in homogenous materials for lead, hexavalent chromium, mercury, PBB, PBDE, DBP, BBP, DEHP, DIBP, and 0.01% for cadmium, or qualify for an exemption to these limits as defined in the Annexes of Directive 2011/65/EU (RoHS2). Finished electrical and electronic equipment products will be CE marked as required by Directive 2011/65/EU. Components may not be CE marked. Additionally, the part numbers that TE has identified as EU ELV compliant have a maximum concentration of 0.1% by weight in homogenous materials for lead, hexavalent chromium, and mercury, and 0.01% for cadmium, or qualify for an exemption to these limits as defined in the Annexes of Directive 2000/53/EC (ELV). Regarding the REACH Regulation, the information TE provides on SVHC in articles for this part number is based on the latest European Chemicals Agency (ECHA) 'Guidance on requirements for substances in articles' posted at this URL: <https://echa.europa.eu/guidance-documents/guidance-on-reach>

Compatible Parts



Also in the Series | SIAMEZE



Documents

Product Drawings

131-001-000=WIRE2WIRE,STD,SMZ

English

131-001-000=WIRE2WIRE,STD,SMZ

English

CAD Files

3D PDF

3D

Customer View Model

ENG_CVM_CVM_1601000-1_F_c-1601000-1-f.2d_dxf.zip

English

Customer View Model

ENG_CVM_CVM_1601000-1_F_c-1601000-1-f.3d_igs.zip



English

Customer View Model

[ENG_CVM_CVM_1601000-1_F_c-1601000-1-f.3d_stp.zip](#)

English

By downloading the CAD file I accept and agree to the [Terms and Conditions](#) of use.

Datasheets & Catalog Pages

[1654742_HOUSEHOLD_APPLIANCES_RAST5](#)

English

Magnet Wire Terminals & Splices

English

[1-1773702-7 _IDC_Magnet_Wire](#)

English

Product Specifications

[Application Specification](#)

English

Product Environmental Compliance

[TE Material Declaration](#)

English

Agency Approvals

[UL Report](#)

English